



**EWING MARION KAUFFMAN SCHOOL, INC.  
FINANCE COMMITTEE MEETING PACKET  
March 10, 2025**

<b>CONTENTS</b>
Meeting Agenda
March 2025 Treasurer's Report (Financials as of January 31, 2025)
December 2024 Check Registers (by vendor, by date)
January 2025 Check Registers (by vendor, by date)

**EWING MARION KAUFFMAN SCHOOL, INC.  
FINANCE COMMITTEE - MEETING AGENDA**

**Meeting Information**

Monday, March 10, 2025  
5:30 pm CT  
Virtual Meeting via Zoom

All attendees will participate virtually.  
The virtual meeting may be accessed through a Zoom video link or via telephone:

<https://us02web.zoom.us/j/6772799650>

**Dial in number: +1 (669) 900-6833**

**Meeting ID: 677 279 9650**

**Agenda**

● **CALL TO ORDER**

- Welcome guests
- Review and discuss meeting agenda

● **FINANCE ITEMS**

- March 2025 Treasurer's Report (Financials as of January 31, 2025)
- December 2024 Check Registers
- January 2025 Check Registers
  - *Action: Recommend that the Board approve as part of a consent agenda the March 2025 Treasurer's Report, including the December 2024 and January 2025 Check Registers*
- Risk Mitigation Update – Insourced School Bus Transportation
  - *Discussion only; no action required*

● **CLOSED SESSION / EXECUTIVE SESSION**

- Close meeting pursuant to R.S.Mo 610.021(6) - discussion of a student matter, R.S.Mo 610.021(1) - discussion of legal matters and R.S.Mo 610.021(3) - discussion of a personnel matter

● **COMMUNITY FORUM**

- The Committee will hear comments from community members regarding items on the agenda or other issues that should be brought to the Committee's attention. Individual comments are limited to three minutes. It is anticipated the time allotted for the community forum will be no longer than fifteen minutes, unless time is extended by the Committee Chair. Individuals who do not have an opportunity to speak during the allotted time will be given first opportunity at the next regularly scheduled Committee meeting.

● **ADJOURN**

**Next Meeting**

Board Meeting: Wednesday, March 12 at 8:30 AM at the Kauffman School

Joint Finance/Governance/Retirement Committee: Monday, May 12 at 5:00 PM via Zoom



E W I N G M A R I O N

KAUFFMAN SCHOOL

---

# January 2025 Financials

PREPARED MAR'25 BY



*Ewing Marion Kauffman School  
Finance Monitoring Activities*

	<u>July</u>	<u>Aug</u>	<u>Sept</u>	<u>Oct</u>	<u>Nov</u>	<u>Dec</u>	<u>Jan</u>	<u>Feb</u>	<u>Mar</u>	<u>Apr</u>	<u>May</u>	<u>Jun</u>
Condensed Financial Packet <sup>1</sup>				X				X				
Comprehensive Financial Packet <sup>2</sup>		X				X			X		X	
EMKS Budget											X	
Tax Return <sup>3</sup>											X	
Annual External Audit Report				X								
Vendor Check Register		X		X		X		X	X		X	
Retirement Committee Review			X					X				

<sup>1</sup>Condensed financial packet consists of financial highlights, income statement and balance sheet.

<sup>2</sup>Comprehensive financial packet consists of financial highlights, revenue and expense analysis, updated annual forecast as applicable, income statement and balance sheet.

<sup>3</sup>Final extended filing date is May.

*Reporting & Compliance Due Dates (Documents available upon request)*

	<u>July</u>	<u>Aug</u>	<u>Sept</u>	<u>Oct</u>	<u>Nov</u>	<u>Dec</u>	<u>Jan</u>	<u>Feb</u>	<u>Mar</u>	<u>Apr</u>	<u>May</u>	<u>Jun</u>
ASBR <sup>4</sup>		X										
End of Year Report and FER <sup>5</sup>			X									
Federal Payment Request				X				X			X	
403b Plan Audit	X											
1099 amd W2 Tax Forms							X					
DESE Budget and Revisions <sup>6</sup>	X									X		

<sup>4</sup>Annual Secretary of the Board Report consists of State reporting on all spending.

<sup>5</sup>End of Year Report is a summary of Title programs; Final Expenditure Report is the final reporting of SWP and SPED.B spending for the prior fiscal year.

<sup>6</sup>DESE requires the SWP and Sped.B portions of the EMKS Budget to be submitted by July 1 and any revisions by April 30.

- **Executive Summary**
- **Forecast Overview**
- **Key Performance Indicators**
- **Cash Forecast**
- **Appendix**
- **Check Register**

- **EMKS closed January 2025 with a projected YE cash balance of \$15.93m and 238 Days of Cash**
- **Revenue**
  - **Local revenue – Interest income ahead of budget by \$200k**
  - **State revenue**
    - **DESE’s per ADA payment for 2025 is 7.3% higher than originally budgeted (+\$125k), increasing the full year forecast for basic funding above budget, despite lower than budgeted enrollment**
    - **Transportation revenue trending higher than budget by 16% or +\$94k**
    - **Classroom Trust Fund also higher than budgeted by 14% or +\$65k**
  - **Federal revenue – \$400k improvement vs. budget due to food reimbursement tied to 100% FRL (Free & Reduced Lunch)**

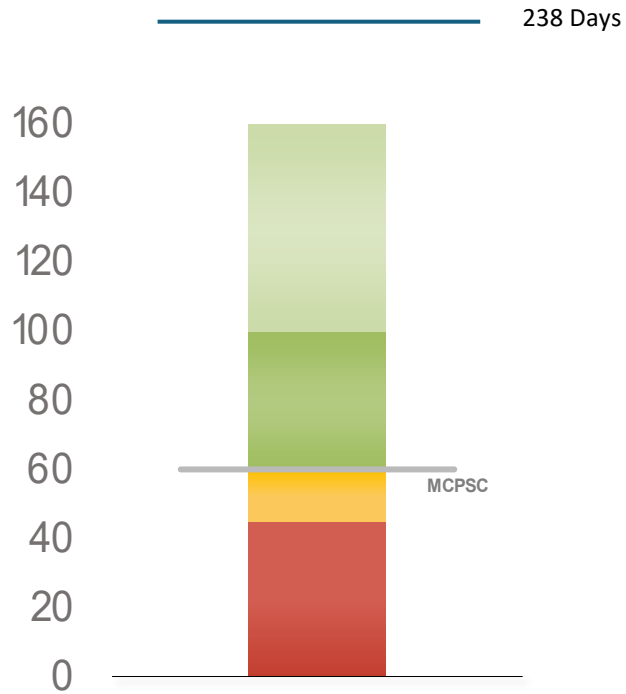
- **Expenses – trending 5.4% ahead of budget**
  - **Salaries/benefits – vacancy rate at 0% for entire year vs 3% budgeted ; includes YE accruals for non-12-month staff (paid out in July 2025)**
  - **Occupancy service – student desk/chair purchase + security monitors timing with LY**
  - **Student Expense Direct –geography with Business Expense for scholarships + higher student athletic costs**
  - **Student Expense Food – FRL impact as more students eat breakfast & lunch at school fully offset by higher funding for FRL in revenue, net positive**
  - **Transportation – significant cost increases from vendor after FY25 budget was approved, \$0.7M higher cost for bussing YoY**
- **Net Income – full year projection of -\$1.0M vs. -\$0.3M budget**

	Year-To-Date			Annual Forecast			Remaining	Rem %
	Actual	Budget	Variance	Forecast	Budget	Variance		
<b>Revenue</b>								
Local Revenue	1,363,851	1,162,504	201,347	2,224,417	2,026,031	198,386	860,566	39%
State Revenue	7,925,385	7,188,146	737,239	13,986,055	13,700,129	285,926	6,060,670	43%
Federal Revenue	1,762,082	952,543	809,539	2,262,150	1,882,955	379,195	500,068	22%
Private Grants and Donations	4,656,698	3,834,400	822,298	4,803,396	4,793,000	10,396	146,698	3%
Earned Fees	118,592	16,250	102,342	124,102	30,000	94,102	5,510	4%
<b>Total Revenue</b>	<b>15,826,608</b>	<b>13,153,843</b>	<b>2,672,765</b>	<b>23,400,120</b>	<b>22,432,115</b>	<b>968,005</b>	<b>7,573,512</b>	
<b>Expenses</b>								
Salaries	5,964,621	6,096,333	131,712	10,681,931	10,450,857	(231,073)	4,717,310	44%
Vacancy	0	(182,733)	(182,733)	0	(313,526)	(313,526)	(313,586)	3%
Benefits and Taxes	2,326,581	2,402,959	76,378	4,181,504	4,119,358	(62,146)	1,854,923	44%
Vacancy	0	(72,089)	(72,089)	0	(123,581)	(123,581)	(123,581)	3%
Staff-Related Costs	73,416	79,333	5,917	143,299	136,000	(7,299)	69,883	49%
Rent	220,047	171,148	(48,899)	293,396	293,396	0	73,349	25%
Occupancy Service	1,736,857	1,631,831	(105,026)	2,873,424	2,797,424	(76,000)	1,136,567	40%
Student Expense, Direct	744,363	957,170	212,807	1,928,944	1,640,862	(288,082)	1,184,581	61%
Student Expense, Food	486,849	426,229	(60,620)	839,649	730,679	(108,970)	352,800	42%
Office & Business Expense	867,532	995,199	127,667	1,442,705	1,706,055	263,350	575,173	40%
Transportation	1,253,120	735,523	(517,597)	2,002,960	1,260,896	(742,064)	749,840	37%
Total Ordinary Expenses	13,673,386	13,495,724	(177,662)	24,387,812	23,135,528	(1,252,284)	10,277,259	44%
<b>Total Expenses</b>	<b>13,700,002</b>	<b>13,495,724</b>	<b>(204,278)</b>	<b>24,414,428</b>	<b>22,698,421</b>	<b>(1,716,007)</b>	<b>10,714,426</b>	
<b>Net Income</b>	<b>2,126,606</b>	<b>(341,882)</b>	<b>2,468,488</b>	<b>(1,014,308)</b>	<b>(266,306)</b>	<b>(748,002)</b>	<b>(3,140,914)</b>	
<b>Cash Flow Adjustments</b>	<b>(303,792)</b>	<b>-</b>	<b>(303,792)</b>	<b>51,660</b>	<b>-</b>	<b>51,660</b>	<b>355,452</b>	
<b>Change in Cash</b>	<b>1,822,814</b>	<b>(341,882)</b>	<b>2,164,696</b>	<b>(962,648)</b>	<b>(266,306)</b>	<b>(696,342)</b>	<b>(2,785,462)</b>	



## Days of Cash

Cash balance at year-end divided by average daily expenses

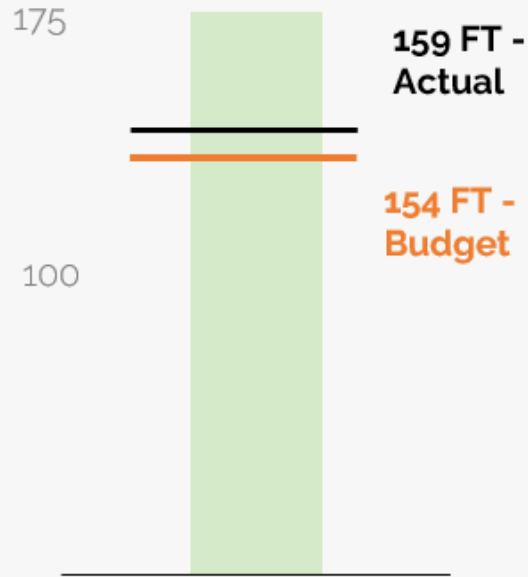


### 238 DAYS OF CASH AT YEAR'S END

The school will end the year with 238 days of cash. This is above the recommended 60 days, and 14 less day(s) than last month

## Staffing

Current vs. Budgeted Staffing

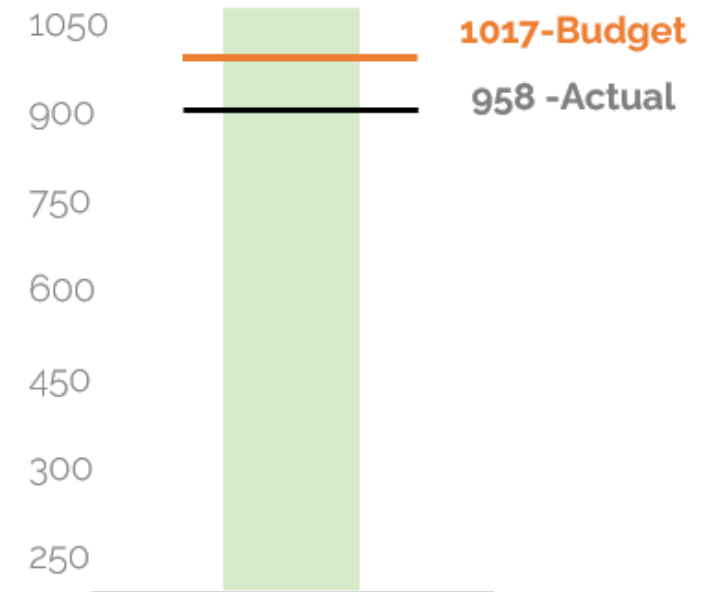


### 103.2% of Budget

The school is currently carrying 5 more FT staff than budgeted.

## Enrollment

Current vs. Budgeted Enrollment



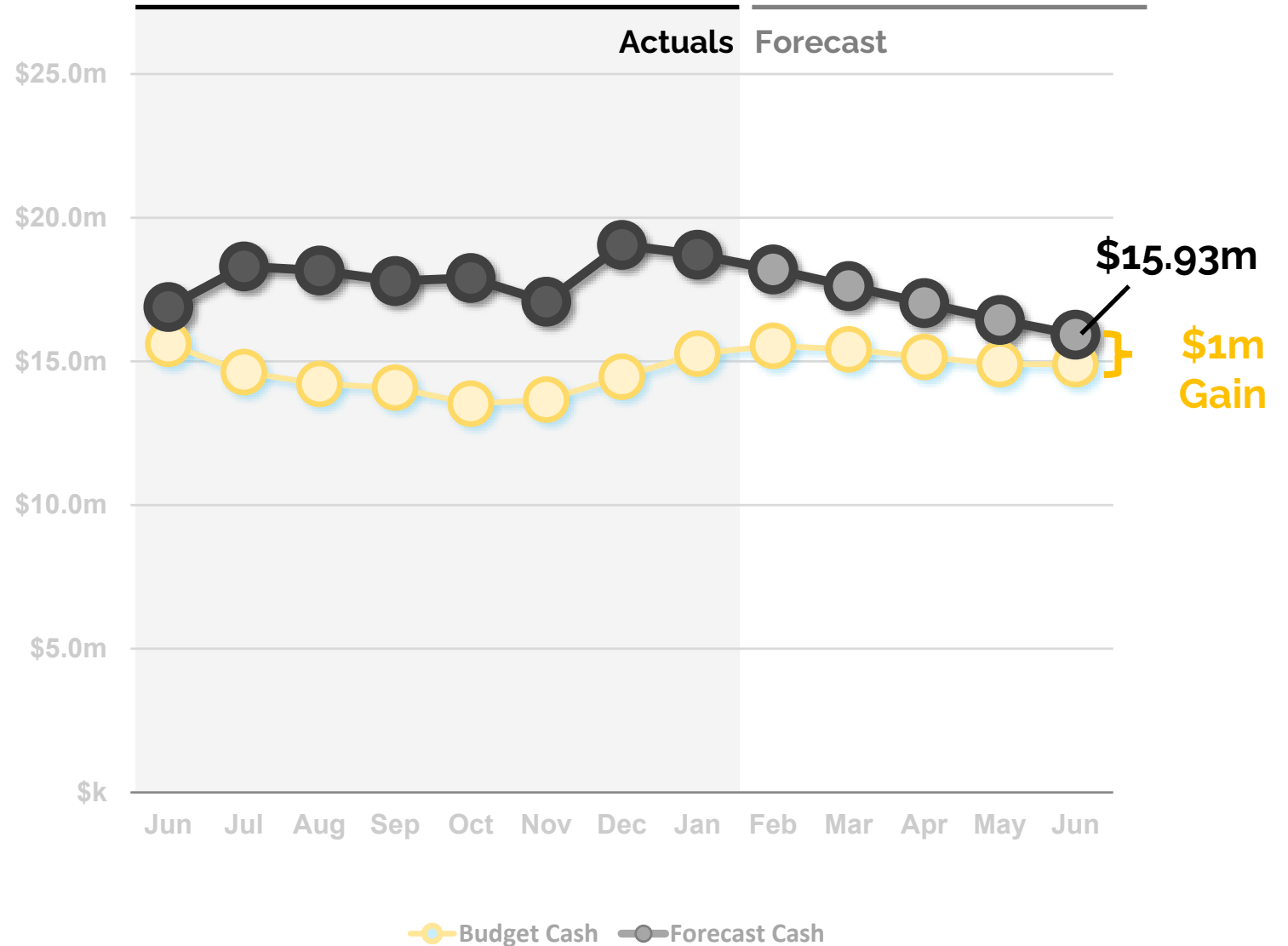
### 94.2% of Budget

The school is currently short of enrollment by 59 students (5.8%)

## 238 Days of Cash at year's end

We forecast the school's year ending cash balance as **\$16m**, **\$1m** above budget.

This increase results from an actual FY24 year end cash position which was higher than stated in the original budget (approved prior to FY24 year end).






	<i>Previous Year End</i>	<i>Current</i>	<i>Year End</i>
<b>Assets</b>			
Current Assets			
Cash	16,890,888	18,713,720	15,928,241
Accounts Receivable	447,666	379,087	447,666
Other Current Assets	112,052	403,059	112,052
<b>Total Current Assets</b>	<b>17,450,607</b>	<b>19,495,866</b>	<b>16,487,959</b>
<b>Total Assets</b>	<b>17,450,607</b>	<b>19,495,866</b>	<b>16,487,959</b>
<b>Liabilities and Equity</b>			
<b>Liabilities</b>			
Current Liabilities			
Other Current Liabilities	1,200	4,033	808
Accounts Payable	295,628	449,096	295,628
Accrued Salaries and Benefits	237,665	0	289,717
<b>Total Current Liabilities</b>	<b>534,493</b>	<b>453,129</b>	<b>586,153</b>
Total Long-Term Liabilities	0	0	
<b>Total Liabilities</b>	<b>534,493</b>	<b>453,129</b>	<b>586,153</b>
<b>Equity</b>			
Unrestricted Net Assets	11,868,445	11,943,445	11,868,445
Net Income	0	2,126,623	-1,014,308
Temporarily Restricted Net Assets	5,047,669	4,972,669	5,047,669
<b>Total Equity</b>	<b>16,916,114</b>	<b>19,042,737</b>	<b>15,901,806</b>
<b>Total Liabilities and Equity</b>	<b>17,450,607</b>	<b>19,495,866</b>	<b>16,487,959</b>

**\*Restricted Cash**

- \$ 25,000 restricted for Board PD
- \$ 75,000 for DESE/sponsor required 'closing' fund
- \$2,872,669 restricted for facilities
- \$2,000,000 restricted for strategic planning



# Monthly Financials

Income Statement	Actual							Forecast					TOTAL
	Jul	Aug	Sep	Oct	Nov	Dec	Jan	Feb	Mar	Apr	May	Jun	
<b>Revenue</b>													
Local Revenue	237,011	216,300	179,235	173,223	233,609	153,968	170,505	172,113	172,113	172,113	172,113	172,113	2,224,417
State Revenue	1,140,992	1,155,556	1,062,592	1,160,421	1,128,474	1,122,381	1,154,969	1,212,134	1,212,134	1,212,134	1,212,134	1,212,134	13,986,055
Federal Revenue	189,141	325,501	369,935	437,980	133,590	180,495	125,440	119,173	102,513	127,503	110,843	40,038	2,262,150
Private Grants and Donations	2,250,000	73,349	10,000	0	73,349	2,250,000	0	73,349	0	0	73,349	0	4,803,396
Earned Fees	9,697	11,062	74,274	7,417	460	8,110	7,572	1,102	1,102	1,102	1,102	1,102	124,102
<b>Total Revenue</b>	<b>3,826,841</b>	<b>1,781,768</b>	<b>1,696,036</b>	<b>1,779,041</b>	<b>1,569,482</b>	<b>3,714,954</b>	<b>1,458,486</b>	<b>1,577,871</b>	<b>1,487,862</b>	<b>1,512,852</b>	<b>1,569,541</b>	<b>1,425,387</b>	<b>23,400,120</b>
<b>Expenses</b>													
Salaries	779,766	868,221	842,784	847,365	880,243	852,971	893,271	901,592	901,592	901,592	901,592	1,110,943	10,681,931
Vacancy	0	0	0	0	0	0	0	0	0	0	0	0	0
Benefits and Taxes	256,613	341,704	338,711	338,200	344,998	343,371	362,984	362,757	362,757	362,757	362,757	403,895	4,181,504
Vacancy	0	0	0	0	0	0	0	0	0	0	0	0	0
Staff-Related Costs	4,837	4,046	4,731	10,199	7,547	6,992	35,064	13,977	13,977	13,977	13,977	13,977	143,299
Rent	0	73,349	0	73,349	0	0	73,349	0	0	0	73,349	0	293,396
Occupancy Service	312,626	245,292	250,363	264,474	205,337	214,287	244,478	227,313	227,313	227,313	227,313	227,313	2,873,424
Student Expense, Direct	83,128	157,609	101,659	111,396	87,807	84,246	118,518	236,916	236,916	236,916	236,916	236,916	1,928,944
Student Expense, Food	0	53,469	82,194	115,138	85,529	80,855	69,664	93,100	73,500	102,900	83,300	0	839,649
Office & Business Expense	106,528	129,885	127,691	150,392	106,207	105,639	141,190	112,935	112,935	116,935	116,935	115,435	1,442,705
Transportation	5,348	127,486	139,006	386,408	213,259	182,710	198,903	155,194	150,650	157,466	152,922	133,610	2,002,960
Total Ordinary Expenses	1,548,846	2,001,061	1,887,139	2,296,921	1,930,927	1,871,071	2,137,421	2,103,783	2,079,639	2,119,855	2,169,060	2,242,088	24,387,812
Operating Income	2,277,995	-219,293	-191,103	-517,880	-361,445	1,843,883	-678,935	-525,912	-591,777	-607,003	-599,519	-816,702	-987,692
<b>Extraordinary Expenses</b>													
Facility Improvements	0	0	0	0	0	8,270	18,346	0	0	0	0	0	26,616
Total Extraordinary Expenses	0	0	0	0	0	8,270	18,346	0	0	0	0	0	26,616
<b>Total Expenses</b>	<b>1,548,846</b>	<b>2,001,061</b>	<b>1,887,139</b>	<b>2,296,921</b>	<b>1,930,927</b>	<b>1,879,341</b>	<b>2,155,767</b>	<b>2,103,783</b>	<b>2,079,639</b>	<b>2,119,855</b>	<b>2,169,060</b>	<b>2,242,088</b>	<b>24,414,428</b>
<b>Net Income</b>	<b>2,277,995</b>	<b>-219,293</b>	<b>-191,103</b>	<b>-517,880</b>	<b>-361,445</b>	<b>1,835,613</b>	<b>-697,281</b>	<b>-525,912</b>	<b>-591,777</b>	<b>-607,003</b>	<b>-599,519</b>	<b>-816,702</b>	<b>-1,014,308</b>
Cash Flow Adjustments	-863,464	74,886	-174,186	624,932	-465,677	144,634	355,084	13,147	13,147	13,147	13,147	302,864	51,660
<b>Change in Cash</b>	<b>1,414,531</b>	<b>-144,407</b>	<b>-365,289</b>	<b>107,052</b>	<b>-827,122</b>	<b>1,980,247</b>	<b>-342,197</b>	<b>-512,765</b>	<b>-578,630</b>	<b>-593,856</b>	<b>-586,372</b>	<b>-513,838</b>	<b>-962,648</b>
Ending Cash	18,305,419	18,161,012	17,795,724	17,902,775	17,075,653	19,055,900	18,713,703	18,200,937	17,622,307	17,028,451	16,442,078	15,928,241	

# 2024-2025 Annual Budget reflects a net loss of \$266k

	SY23-24 Forecast	SY24-25 Budget	B/(W) LY
<b>Revenue</b>			
Local Revenue	1,873,266	2,026,031	152,765
State Revenue	12,662,245	13,700,129	1,037,884
Federal Revenue	3,254,832	1,882,955	(1,371,877)
Private Grants and Donations	5,793,000	4,793,000	(1,000,000)
Earned Fees	76,890	30,000	(46,890)
<b>Revenue Total</b>	<b>23,660,232</b>	<b>22,432,114</b>	<b>(1,228,118)</b>
<b>Expenses</b>			
Salaries	8,718,234	10,450,857	(1,732,623)
Salaries Vacancy Rate @3%		(313,526)	313,526
Benefits and Taxes	3,418,563	4,119,358	(700,796)
Benefits & Taxes Vacancy Rate @3%		(123,581)	123,581
Staff-Related Costs	231,806	176,000	55,806
Rent	293,396	293,396	(0)
Occupancy Service	2,807,406	2,797,424	9,982
Student Expense, Direct	2,106,626	1,600,862	505,764
Student Expense, Indirect	646,619	730,679	(84,060)
Office & Business Expense	2,351,070	1,706,055	645,015
Transportation	1,122,864	1,260,896	(138,032)
<b>Expenses Total</b>	<b>21,696,583</b>	<b>22,698,421</b>	<b>(1,001,838)</b>
<b>NET ORDINARY INCOME</b>	<b>1,963,649</b>	<b>(266,306)</b>	<b>(2,229,955)</b>
<b>TOTAL EXPENSES</b>	<b>21,696,583</b>	<b>22,698,421</b>	<b>(1,001,838)</b>
<b>NET INCOME</b>	<b>1,963,649</b>	<b>(266,306)</b>	<b>(2,229,955)</b>
Starting Cash Balance	13,801,775	15,605,715	1,803,940
Change In Cash	1,963,649	(266,306)	(2,229,955)
<b>ENDING CASH BALANCE</b>	<b>15,765,424</b>	<b>15,339,409</b>	<b>(426,015)</b>

**Revenue:**

The decrease is driven by a \$1.4M drop in Federal Covid funding and \$1M less in private funding YoY. The decrease is partially offset by higher WADA (weighted average daily attendance) and interest income.

**Expenses:**

The increase in expenses is driven by \$2M of higher Salary and Benefits costs from incremental positions to support higher enrollment and wage inflation to remain competitive. The increase is partially offset by intentional reductions in student and business expenses.

**Note:**

The current deficit is driven by increased cybersecurity cost projections. Our goal is to identify and make additional cuts to expenses to close the budget gap by EOY.

## December 2024

- ACT, Inc. – Standardized Testing
  - Spend: \$7,299.25
- Ben Suber, Candace Crockett, various other names – Refs and Police for Basketball Games
  - Spend: \$2,135 and under
- Busco, Inc. – Busses for basketball tournaments
  - Spend: \$5,935
- TechConnect KC, LLC - IT Consulting Services
  - Spend: \$9,000

## January 2025

- **CDW – Computers for Staff**
  - Spend: \$4,893.28
- **CHI-Young Tschang – Curriculum Consulting**
  - Spend: \$3,300.00
- **Kansas City Audio-Visual, Inc. – AV Installation services**
  - Spend: \$3,769.52
- **Various Universities – Scholarships for Alumni**
  - Spend: \$1,000 to \$9,940 per University





# QUESTIONS?

Please contact your EdOps Finance Team:

Jamie Berry

[anichols@ed-ops.com](mailto:anichols@ed-ops.com)

816.444.1530

© EdOps 2017-2025

Check Register by Type

Payee Type:	Vendor	Check Type: Automatic Payment	Checking Account ID: 1				
Check Number	Check Date	Cleared	Void	Void Date	Entity ID	Entity Name	Check Amount
113020881	12/10/2024	X			HOSKINAALI	Aalisha Hoskin	5,000.00
113020879	12/09/2024	X			ACTINC	ACT, Inc	7,299.25
113020901	12/12/2024	X			ALCOZERCON	Alcozer Consulting LLC	7,875.00
113020902	12/12/2024	X			ALCOZERCON	Alcozer Consulting LLC	875.00
213	12/31/2024				HOODALONZ	Alonzo Hood	100.00
113020864	12/03/2024	X			AMERFOOD	American Food and Vending Corp.	2,250.00
113020866	12/04/2024	X			AMERFOOD	American Food and Vending Corp.	26,815.95
113020885	12/11/2024	X			AMERFOOD	American Food and Vending Corp.	140.25
113020886	12/11/2024	X			AMERFOOD	American Food and Vending Corp.	27,076.26
113020919	12/17/2024	X			AMERFOOD	American Food and Vending Corp.	109.50
113020920	12/17/2024	X			AMERFOOD	American Food and Vending Corp.	3,493.27
113020921	12/17/2024	X			AMERFOOD	American Food and Vending Corp.	210.00
113020927	12/19/2024	X			AMERFOOD	American Food and Vending Corp.	27,210.11
113020861	12/03/2024	X			RECOGNITNP	Audio-VideoGraphics, Inc.	706.44
113020893	12/12/2024	X			SUBERBEN	Benjamin Suber	1,200.00
214	12/31/2024				SUBERBEN	Benjamin Suber	935.00
113020880	12/09/2024	X			BSNSPORTS	BSN Sports LLC	3,150.00
113020888	12/12/2024	X			BSNSPORTS	BSN Sports LLC	4,720.00
113020889	12/12/2024	X			BSNSPORTS	BSN Sports LLC	5,680.00
113020860	12/03/2024	X			ARROWSTAGE	Busco, Inc.	5,395.00
113020912	12/16/2024	X			CASTATED	California State Disbursement Unit	392.00
215	12/31/2024				CROCKETTC	Candace Crockett	850.00
113020873	12/05/2024	X			QUINN CAR	Carlin Quinn	250.00
113020907	12/16/2024	X			CERTIFIED	Certified Languages International LLC	4.35
6451	12/12/2024	X			DOLPHUSCHE	Cheyenne Dolphus	500.00
113020865	12/03/2024	X			TSCHANGCHI	CHI-YOUNG TSCHANG	3,300.00
113020867	12/04/2024	X			COBBAWAY	Cobbaway LLC	34,300.75
113020930	12/20/2024	X			COMPUTLOG	Computer Logic Group, Inc.	300.00
113020855	12/02/2024	X			CRISISPREV	Crisis Prevention Institute, Inc	200.00
113020856	12/02/2024	X			CRISISPREV	Crisis Prevention Institute, Inc	200.00
113020871	12/05/2024	X			CURALINC	CuraLinc LLC	1,091.73
113020877	12/06/2024	X			UNIVMO	Curators of the University of Missouri (UM)	1,300.00
113020884	12/11/2024	X			CUSHMAN	Cushman & Wakefield U.S., Inc	190,500.89
113020918	12/17/2024	X			CUSHMAN	Cushman & Wakefield U.S., Inc	2,750.00
113020875	12/05/2024	X			RAPPDAN	Daniel Rapp	17.73
216	12/31/2024				KHALILDARR	Darrell Khalil	220.00
219	12/31/2024				JOHNSONDAR	Darryl Johnson	200.00
113020854	12/02/2024	X			DEPTCIVIL	Department of Civil Records Acct	710.50
113020913	12/16/2024	X			DEPTCIVIL	Department of Civil Records Acct	710.50
113020932	12/20/2024	X			GODSEYDON	Donald Godsey	1,000.00
113020863	12/03/2024	X			EDOPS	Education Business Solutions Inc	18,833.33
113020887	12/11/2024	X			FIDWORKPL	Fidelity Workplace Investing LLC	25,259.19
113020895	12/12/2024	X			FIDWORKPL	Fidelity Workplace Investing LLC	4,983.67
113020934	12/20/2024	X			FIDWORKPL	Fidelity Workplace Investing LLC	24,859.00
113020935	12/20/2024	X			FIDWORKPL	Fidelity Workplace Investing LLC	4,855.68
113020928	12/19/2024	X			FIRSTSTUDE	First Student, Inc.	85,855.56
220	12/31/2024				MAJGWEN	Gwen Major	450.00
113020878	12/06/2024	X			HOBWILLIAM	Hobart and William Smith Colleges	500.00
113020905	12/13/2024	X			KIAFINANCE	Hyundai Capital America	2,029.16
221	12/31/2024				HENDERSONJ	James Henderson	250.00
222	12/31/2024				HALLJESSE	Jesse Hall	110.00
113020915	12/16/2024	X			LAXTONJOH	Johanna Laxton	430.00

113020916	12/16/2024	X	SCHMIDTJOS	Joseph Schmidt	80.00
113020925	12/17/2024	X	JOSTENS	Jostens Inc	552.10
113020858	12/03/2024	X	KCREBELS	KC Rebels Sports Inc. DBA	2,470.00
6450	12/12/2024	X	LATRINAGU	Latrina Brantley	1,500.00
113020896	12/12/2024	X	LAWUMANSKY	Law Offices of Jay B. Umansky, P.C.	458.40
113020914	12/16/2024	X	LAWUMANSKY	Law Offices of Jay B. Umansky, P.C.	458.40
223	12/31/2024		RAFFERTYLE	Lee Rafferty	150.00
218	12/31/2024		BLOUNTTL	Leo Blountt	1,210.00
113020874	12/05/2024	X	LEXINGTOND	Lexington Diesel Services LLC	60,561.75
113020891	12/12/2024	X	INNOPTIONS	Linda Kirkpatrick	2,559.00
113020900	12/12/2024	X	SPEECHLANG	Matthew Braun	450.00
113020904	12/13/2024	X	SPEECHLANG	Matthew Braun	5,043.75
113020857	12/02/2024	X	MORGHUNT	Morgan Hunter Education, LLC	410.93
113020923	12/17/2024	X	MORGHUNT	Morgan Hunter Education, LLC	1,197.07
113020926	12/18/2024	X	MORGHUNT	Morgan Hunter Education, LLC	1,563.33
225	12/31/2024		DAVISNIGE	Nigel Davis	240.00
113020898	12/12/2024	X	OUTFRONTM	Outfront Media Inc	100.00
113020899	12/12/2024	X	OUTFRONTM	Outfront Media Inc	350.00
113020910	12/16/2024	X	OUTFRONTM	Outfront Media Inc	350.00
113020897	12/12/2024	X	PROIQ	ProIQ, LLC	3,672.56
226	12/31/2024		HAMPTQUEN	Quenisha Hampton	30.00
113020852	12/26/2024	X	RAMPCC	RAMP - CC	58,961.47
113020853	12/03/2024	X	RAMPOOP	RAMP - OOP	229.10
113020870	12/05/2024	X	FINKTRUSTE	Richard V. Fink	320.00
217	12/31/2024		ROARKSAM	Sam Roark	1,145.00
113020872	12/05/2024	X	KOPALDSE	Seth Kopald	150.00
113020883	12/10/2024	X	KOPALDSE	Seth Kopald	150.00
113020929	12/20/2024	X	SEYFERTH	Seyferth Blumenthal & Harris, LLC	63.00
113020859	12/03/2024	X	JONESCARPS	Shavanna Jones-Carpenter	40.00
113020906	12/13/2024	X	BLANDSHIR	Shirley Bland	450.00
113020933	12/20/2024	X	SUMMITCHRI	Summit Christian Academy	225.00
113020922	12/17/2024	X	TALKSPACE	Talkspace Network LLC	3,750.00
113020862	12/03/2024	X	TECHCONNEC	TechConnect KC, LLC	9,000.00
113020868	12/05/2024	X	GUARDIAN	The Guardian Life Insurance Co	13,843.30
113020911	12/16/2024	X	HOWARDUNIV	The Howard University	13,500.00
113020903	12/12/2024	X	WARISTIM	Timothy Waris	200.00
224	12/31/2024		PAIGETREVI	Trevis Paige	845.00
113020869	12/05/2024	X	UNITEDHEA	United Healthcare Insurance Company	154,340.70
113020876	12/06/2024	X	UNICENTMO	University of Central Missouri	700.00
113020894	12/12/2024	X	VASION	Vasion Inc	2,700.00
113020882	12/10/2024	X	KCNIGHT	Walden Limousine Service LLC	1,503.13
113020890	12/12/2024	X	KCNIGHT	Walden Limousine Service LLC	1,700.00
113020892	12/12/2024	X	KCNIGHT	Walden Limousine Service LLC	775.00
113020908	12/16/2024	X	KCNIGHT	Walden Limousine Service LLC	1,815.63
113020909	12/16/2024	X	KCNIGHT	Walden Limousine Service LLC	775.00
113020917	12/17/2024	X	KCNIGHT	Walden Limousine Service LLC	1,612.00
113020924	12/17/2024	X	KCNIGHT	Walden Limousine Service LLC	1,511.25
113020931	12/20/2024	X	KCNIGHT	Walden Limousine Service LLC	823.44

Grand Total: Void Total: 0.00 Total without Voids: 891,990.38

Check Register by Type

Payee Type:	Vendor	Check Type: Automatic Payment			Checking Account ID: 1	Check Amount	
Check Number	Check Date	Cleared	Void	Void Date	Entity ID	Entity Name	Check Amount
113020854	12/02/2024	X			DEPTCIVIL	Department of Civil Records Acct	710.50
113020855	12/02/2024	X			CRISISPREV	Crisis Prevention Institute, Inc	200.00
113020856	12/02/2024	X			CRISISPREV	Crisis Prevention Institute, Inc	200.00
113020857	12/02/2024	X			MORGHUNT	Morgan Hunter Education, LLC	410.93
113020853	12/03/2024	X			RAMPOOP	RAMP - OOP	229.10
113020858	12/03/2024	X			KCREBELS	KC Rebels Sports Inc. DBA	2,470.00
113020859	12/03/2024	X			JONESCARPS	Shavanna Jones-Carpenter	40.00
113020860	12/03/2024	X			ARROWSTAGE	Busco, Inc.	5,395.00
113020861	12/03/2024	X			RECOGNITNP	Audio-VideoGraphics, Inc.	706.44
113020862	12/03/2024	X			TECHCONNEC	TechConnect KC, LLC	9,000.00
113020863	12/03/2024	X			EDOPS	Education Business Solutions Inc	18,833.33
113020864	12/03/2024	X			AMERFOOD	American Food and Vending Corp.	2,250.00
113020865	12/03/2024	X			TSCHANGCHI	CHI-YOUNG TSCHANG	3,300.00
113020866	12/04/2024	X			AMERFOOD	American Food and Vending Corp.	26,815.95
113020867	12/04/2024	X			COBBAWAY	Cobbaway LLC	34,300.75
113020868	12/05/2024	X			GUARDIAN	The Guardian Life Insurance Co	13,843.30
113020869	12/05/2024	X			UNITEDHEA	United Healthcare Insurance Company	154,340.70
113020870	12/05/2024	X			FINKTRUSTE	Richard V. Fink	320.00
113020871	12/05/2024	X			CURALINC	CuraLinc LLC	1,091.73
113020872	12/05/2024	X			KOPALDSE	Seth Kopald	150.00
113020873	12/05/2024	X			QUINNCAR	Carlin Quinn	250.00
113020874	12/05/2024	X			LEXINGTOND	Lexington Diesel Services LLC	60,561.75
113020875	12/05/2024	X			RAPPDAN	Daniel Rapp	17.73
113020876	12/06/2024	X			UNICENTMO	University of Central Missouri	700.00
113020877	12/06/2024	X			UNIVMO	Curators of the University of Missouri (UM)	1,300.00
113020878	12/06/2024	X			HOBWILLIAM	Hobart and William Smith Colleges	500.00
113020879	12/09/2024	X			ACTINC	ACT, Inc	7,299.25
113020880	12/09/2024	X			BSNSPORTS	BSN Sports LLC	3,150.00
113020881	12/10/2024	X			HOSKINAALI	Aalisha Hoskin	5,000.00
113020882	12/10/2024	X			KCNIGHT	Walden Limousine Service LLC	1,503.13
113020883	12/10/2024	X			KOPALDSE	Seth Kopald	150.00
113020884	12/11/2024	X			CUSHMAN	Cushman & Wakefield U.S., Inc	190,500.89
113020885	12/11/2024	X			AMERFOOD	American Food and Vending Corp.	140.25
113020886	12/11/2024	X			AMERFOOD	American Food and Vending Corp.	27,076.26
113020887	12/11/2024	X			FIDWORKPL	Fidelity Workplace Investing LLC	25,259.19
113020888	12/12/2024	X			BSNSPORTS	BSN Sports LLC	4,720.00
113020889	12/12/2024	X			BSNSPORTS	BSN Sports LLC	5,680.00
113020890	12/12/2024	X			KCNIGHT	Walden Limousine Service LLC	1,700.00
113020891	12/12/2024	X			INNOPTIONS	Linda Kirkpatrick	2,559.00
113020892	12/12/2024	X			KCNIGHT	Walden Limousine Service LLC	775.00
113020893	12/12/2024	X			SUBERBEN	Benjamin Suber	1,200.00
113020894	12/12/2024	X			VASION	Vasion Inc	2,700.00
113020895	12/12/2024	X			FIDWORKPL	Fidelity Workplace Investing LLC	4,983.67
113020896	12/12/2024	X			LAWUMANSKY	Law Offices of Jay B. Umansky, P.C.	458.40
113020897	12/12/2024	X			PROIQ	ProIQ, LLC	3,672.56
113020898	12/12/2024	X			OUTFRONTM	Outfront Media Inc	100.00
113020899	12/12/2024	X			OUTFRONTM	Outfront Media Inc	350.00
113020900	12/12/2024	X			SPEECHLANG	Matthew Braun	450.00
113020901	12/12/2024	X			ALCOZERCON	Alcozer Consulting LLC	7,875.00
113020902	12/12/2024	X			ALCOZERCON	Alcozer Consulting LLC	875.00
113020903	12/12/2024	X			WARISTIM	Timothy Waris	200.00
6450	12/12/2024	X			LATRINAGU	Latrina Brantley	1,500.00



**Check Register by Type**

Posted; Journal Code CD; Processing Month 01/2025

Payee Type:	Vendor	Check Type:	Automatic Payment	Checking Account ID:	1		
Check Number	Check Date	Cleared	Void	Void Date	Entity ID	Entity Name	Check Amount
113021020	01/30/2025	X			ALLSTARA	All Star Awards & Ad Specialties, Inc.	35.34
113020953	01/07/2025	X			AMERFOOD	American Food and Vending Corp.	1,300.00
113020954	01/07/2025	X			AMERFOOD	American Food and Vending Corp.	88.00
113020955	01/07/2025	X			AMERFOOD	American Food and Vending Corp.	497.50
113020963	01/07/2025	X			AMERFOOD	American Food and Vending Corp.	26,568.49
113020989	01/22/2025	X			AMERFOOD	American Food and Vending Corp.	73.00
113021006	01/24/2025	X			AMERFOOD	American Food and Vending Corp.	26,458.10
113021015	01/30/2025	X			AMERFOOD	American Food and Vending Corp.	73.00
113021016	01/30/2025	X			AMERFOOD	American Food and Vending Corp.	73.00
113021017	01/30/2025	X			AMERFOOD	American Food and Vending Corp.	15,934.17
227	01/31/2025				SUBERBEN	Benjamin Suber	1,550.00
228	01/31/2025				CROCKETTC	Candace Crockett	150.00
113020970	01/14/2025	X			QUINNCAR	Carlin Quinn	250.00
113021026	01/30/2025	X			QUINNCAR	Carlin Quinn	310.00
113020984	01/21/2025	X			CDWLLC	CDW LLC	4,629.28
113020985	01/21/2025	X			CDWLLC	CDW LLC	264.00
113020994	01/22/2025	X			CERTIFIED	Certified Languages International LLC	18.85
113020995	01/22/2025	X			CERTIFIED	Certified Languages International LLC	10.15
113020996	01/22/2025	X			CERTIFIED	Certified Languages International LLC	121.80
113020957	01/07/2025	X			TSCHANGCHI	CHI-YOUNG TSCHANG	3,300.00
113020966	01/09/2025	X			COBBAWAY	Cobbaway LLC	30,703.75
113021010	01/29/2025	X			MOSCITECHU	Curators of the University of Missouri	3,500.00
113021004	01/24/2025	X			UNIVMO	Curators of the University of Missouri (UM)	1,400.00
113020969	01/14/2025	X			CUSHMAN	Cushman & Wakefield U.S., Inc	2,750.00
113020982	01/14/2025	X			CUSHMAN	Cushman & Wakefield U.S., Inc	216,112.19
229	01/31/2025				JOHNSONDAR	Darryl Johnson	240.00
113021009	01/29/2025	X			DEPTCIVIL	Department of Civil Records Acct	710.50
113020967	01/14/2025	X			EDOPS	Education Business Solutions Inc	18,833.33
113020968	01/14/2025	X			HALLERELYS	Elyse Haller	3,056.25
113020976	01/14/2025	X			FIDWORKPL	Fidelity Workplace Investing LLC	8,493.10
113020983	01/14/2025	X			FIDWORKPL	Fidelity Workplace Investing LLC	25,168.35
113020997	01/24/2025	X			FIDWORKPL	Fidelity Workplace Investing LLC	630.69
113021013	01/30/2025	X			FIRSTSTUDE	First Student, Inc.	76,343.84
113020979	01/14/2025	X			FRESHDESK	Freshworks Inc	517.78
230	01/31/2025				MAJGWEN	Gwen Major	650.00
113020975	01/14/2025	X			HEALTHYSOL	Healthy Solutions, Inc.	120.00
113021005	01/24/2025	X			HOBWILLIAM	Hobart and William Smith Colleges	5,200.00
113020999	01/24/2025	X			HUSCHBLA	Husch Blackwell LLP	441.00
113020978	01/14/2025	X			KIAFINANCE	Hyundai Capital America	2,029.16
231	01/31/2025				HENDERSONJ	James Henderson	100.00
113021000	01/24/2025	X			KCARTINST	Kansas City Art Institute	2,200.00
113020981	01/14/2025	X			KCAV	KANSAS CITY AUDIO-VISUAL, INC.	3,769.52
113020974	01/14/2025	X			KCURBANACA	KC Urban Academy Inc	400.00
113020998	01/24/2025	X			LANSWEEPER	Lansweeper Inc	2,102.40
113021008	01/29/2025	X			LAWUMANSKY	Law Offices of Jay B. Umansky, P.C.	458.40
232	01/31/2025				RAFFERTYLE	Lee Rafferty	250.00
233	01/31/2025				BLOUNTTL	Leo Blountt	330.00
113020964	01/07/2025	X			LEXINGTOND	Lexington Diesel Services LLC	63,640.65
234	01/31/2025				BLOUNTTLUC	Luchien Blountt	920.00
113021023	01/30/2025	X			MACALESTER	Macalester College	2,001.00
113020965	01/07/2025	X			SPEECHLANG	Matthew Braun	8,581.25
235	01/31/2025				LOPEZMICH	Michael Lopez	360.00

236	01/31/2025		WARRENMIG	Miguel Warren	940.00
113020949	01/07/2025	X	MORGHUNT	Morgan Hunter Education, LLC	1,322.13
113020956	01/07/2025	X	MORGHUNT	Morgan Hunter Education, LLC	857.60
113021018	01/30/2025	X	MORGHUNT	Morgan Hunter Education, LLC	536.00
237	01/31/2025		DAVISNIGE	Nigel Davis	200.00
113021022	01/30/2025	X	NWMOSTUNIV	Northwest Missouri State University	3,000.00
113020977	01/14/2025	X	PROIQ	ProIQ, LLC	119.65
113020993	01/22/2025	X	RESTOREPSY	Rachel Linnemeyer	1,275.00
113020946	01/31/2025	X	RAMPCC	RAMP - CC	46,871.39
113020945	01/31/2025	X	RAMPOOP	RAMP - OOP	761.56
113020962	01/07/2025	X	FINKTRUSTE	Richard V. Fink	320.00
113021001	01/24/2025	X	ROCKHURSTU	Rockhurst University	2,050.00
113021002	01/24/2025	X	ROCKHURSTU	Rockhurst University	4,500.00
113021024	01/30/2025	X	ROCKHURSTU	Rockhurst University	3,390.00
113021027	01/30/2025	X	SAGEVIEW	SageView Advisory Group LLC	4,369.53
238	01/31/2025		ROARKSAM	Sam Roark	275.00
113020971	01/14/2025	X	KOPALDSE	Seth Kopald	150.00
113020972	01/14/2025	X	KOPALDSE	Seth Kopald	150.00
113021019	01/30/2025	X	SEYFERTH	Seyferth Blumenthal & Harris, LLC	693.00
240	01/31/2025		BLANDSHIR	Shirley Bland	450.00
113020948	01/07/2025	X	SHOWMEKC	Show Me KC Schools	600.00
113021014	01/29/2025	X	STOLAFCOLL	St Olaf College	2,000.00
113021025	01/30/2025	X	SYRACUSEU	Syracuse University	4,500.00
113020980	01/14/2025	X	TECHCONNEC	TechConnect KC, LLC	12,000.00
113020947	01/07/2025	X	GUARDIAN	The Guardian Life Insurance Co	10,385.93
113020988	01/22/2025	X	CANADYTORR	Torrey Canady	71.45
239	01/31/2025		PAIGETREVI	Trevis Paige	825.00
113020961	01/07/2025	X	UNITEDHEA	United Healthcare Insurance Company	169,478.39
113021003	01/24/2025	X	UNICENTMO	University of Central Missouri	1,000.00
113021021	01/30/2025	X	UNICENTMO	University of Central Missouri	2,200.00
113021012	01/29/2025	X	UMKCAR	University of Missouri-Kansas City AR	3,300.00
113020950	01/07/2025	X	KCNIGHT	Walden Limousine Service LLC	1,646.88
113020951	01/07/2025	X	KCNIGHT	Walden Limousine Service LLC	775.00
113020952	01/07/2025	X	KCNIGHT	Walden Limousine Service LLC	1,646.88
113020973	01/14/2025	X	KCNIGHT	Walden Limousine Service LLC	1,623.38
113020987	01/21/2025	X	KCNIGHT	Walden Limousine Service LLC	775.00
113020986	01/22/2025	X	KCNIGHT	Walden Limousine Service LLC	775.00
113020990	01/22/2025	X	KCNIGHT	Walden Limousine Service LLC	925.00
113020991	01/22/2025	X	KCNIGHT	Walden Limousine Service LLC	1,017.19
113020992	01/22/2025	X	KCNIGHT	Walden Limousine Service LLC	1,162.50
113021011	01/29/2025	X	WHITTIER	Whittier College	3,500.00
113020958	01/07/2025	X	YELLOWDOG	Yellow Dog Networks, Inc.	5,710.00
113020959	01/07/2025	X	YELLOWDOG	Yellow Dog Networks, Inc.	5,710.00
113020960	01/07/2025	X	YELLOWDOG	Yellow Dog Networks, Inc.	400.00
113021007	01/27/2025	X	YELLOWDOG	Yellow Dog Networks, Inc.	5,710.00

Grand Total: Void Total: 0.00 Total without Voids: 873,686.30

**Check Register by Type**

Posted; Journal Code CD; Processing Month 01/2025

Payee Type: Vendor		Check Type: Automatic Payment			Checking Account ID: 1		
Check Number	Check Date	Cleared	Void	Void Date	Entity ID	Entity Name	Check Amount
113020947	01/07/2025	X			GUARDIAN	The Guardian Life Insurance Co	10,385.93
113020948	01/07/2025	X			SHOWMEKC	Show Me KC Schools	600.00
113020949	01/07/2025	X			MORGHUNT	Morgan Hunter Education, LLC	1,322.13
113020950	01/07/2025	X			KCNIGHT	Walden Limousine Service LLC	1,646.88
113020951	01/07/2025	X			KCNIGHT	Walden Limousine Service LLC	775.00
113020952	01/07/2025	X			KCNIGHT	Walden Limousine Service LLC	1,646.88
113020953	01/07/2025	X			AMERFOOD	American Food and Vending Corp.	1,300.00
113020954	01/07/2025	X			AMERFOOD	American Food and Vending Corp.	88.00
113020955	01/07/2025	X			AMERFOOD	American Food and Vending Corp.	497.50
113020956	01/07/2025	X			MORGHUNT	Morgan Hunter Education, LLC	857.60
113020957	01/07/2025	X			TSCHANGCHI	CHI-YOUNG TSCHANG	3,300.00
113020958	01/07/2025	X			YELLOWDOG	Yellow Dog Networks, Inc.	5,710.00
113020959	01/07/2025	X			YELLOWDOG	Yellow Dog Networks, Inc.	5,710.00
113020960	01/07/2025	X			YELLOWDOG	Yellow Dog Networks, Inc.	400.00
113020961	01/07/2025	X			UNITEDHEA	United Healthcare Insurance Company	169,478.39
113020962	01/07/2025	X			FINKTRUSTE	Richard V. Fink	320.00
113020963	01/07/2025	X			AMERFOOD	American Food and Vending Corp.	26,568.49
113020964	01/07/2025	X			LEXINGTOND	Lexington Diesel Services LLC	63,640.65
113020965	01/07/2025	X			SPEECHLANG	Matthew Braun	8,581.25
113020966	01/09/2025	X			COBBAWAY	Cobbaway LLC	30,703.75
113020967	01/14/2025	X			EDOPS	Education Business Solutions Inc	18,833.33
113020968	01/14/2025	X			HALLERELYS	Elyse Haller	3,056.25
113020969	01/14/2025	X			CUSHMAN	Cushman & Wakefield U.S., Inc	2,750.00
113020970	01/14/2025	X			QUINNCAR	Carlin Quinn	250.00
113020971	01/14/2025	X			KOPALDSE	Seth Kopald	150.00
113020972	01/14/2025	X			KOPALDSE	Seth Kopald	150.00
113020973	01/14/2025	X			KCNIGHT	Walden Limousine Service LLC	1,623.38
113020974	01/14/2025	X			KCURBANACA	KC Urban Academy Inc	400.00
113020975	01/14/2025	X			HEALTHYSOL	Healthy Solutions, Inc.	120.00
113020976	01/14/2025	X			FIDWORKPL	Fidelity Workplace Investing LLC	8,493.10
113020977	01/14/2025	X			PROIQ	ProIQ, LLC	119.65
113020978	01/14/2025	X			KIAFINANCE	Hyundai Capital America	2,029.16
113020979	01/14/2025	X			FRESHDESK	Freshworks Inc	517.78
113020980	01/14/2025	X			TECHCONNEC	TechConnect KC, LLC	12,000.00
113020981	01/14/2025	X			KCAV	KANSAS CITY AUDIO-VISUAL, INC.	3,769.52
113020982	01/14/2025	X			CUSHMAN	Cushman & Wakefield U.S., Inc	216,112.19
113020983	01/14/2025	X			FIDWORKPL	Fidelity Workplace Investing LLC	25,168.35
113020984	01/21/2025	X			CDWLLC	CDW LLC	4,629.28
113020985	01/21/2025	X			CDWLLC	CDW LLC	264.00
113020987	01/21/2025	X			KCNIGHT	Walden Limousine Service LLC	775.00
113020986	01/22/2025	X			KCNIGHT	Walden Limousine Service LLC	775.00
113020988	01/22/2025	X			CANADYTORR	Torrey Canady	71.45
113020989	01/22/2025	X			AMERFOOD	American Food and Vending Corp.	73.00
113020990	01/22/2025	X			KCNIGHT	Walden Limousine Service LLC	925.00
113020991	01/22/2025	X			KCNIGHT	Walden Limousine Service LLC	1,017.19
113020992	01/22/2025	X			KCNIGHT	Walden Limousine Service LLC	1,162.50
113020993	01/22/2025	X			RESTOREPSY	Rachel Linnemeyer	1,275.00
113020994	01/22/2025	X			CERTIFIED	Certified Languages International LLC	18.85
113020995	01/22/2025	X			CERTIFIED	Certified Languages International LLC	10.15
113020996	01/22/2025	X			CERTIFIED	Certified Languages International LLC	121.80
113020997	01/24/2025	X			FIDWORKPL	Fidelity Workplace Investing LLC	630.69
113020998	01/24/2025	X			LANSWEEPER	Lansweeper Inc	2,102.40



